



# MacR6 N

## water flow and pressure data logger

MacR6 N is a compact device which records pressure and the water flow. It uses the current GSM network infrastructure for remote data transmission.

MacR6 N data logger can be installed directly on the water meter and record the volume using built-in inductive sensors.

It is also equipped with two configurable inputs that can be used as: pulse inputs to connect water meters using dedicated adapters of the water meter producer, pressure sensor inputs, digital binary inputs. MacR6 N data logger transmits data remotely to eWeptel platform by default. Thanks to open protocol it can be adapted into other platforms. Device is also equipped with an NFC interface for local configuration and reading of the device's recorded data using the ConFIT! data loggers mobile application.


### key benefits

- single type of the device with adjustable software to cover different measurement scenarios with water meters and pressure monitoring
- mobility of the device and easy adjustment between GSM networks without losing any features
- real-time water leak detection
- fully adjustable logging properties like frequency of reporting, sampling, alarming thresholds
- possibility to prioritize the alarms by giving them flags of only warning or alarm
- communication in newest industrial transmission standards
- can work as stationary data logger for local data collection by mobile phone

Plum Sp. z o.o.  
ul. Wspólna 19, Ignatki, 16-001 Kleosin, Poland  
National Waste Database no.: 000009381

[water.plum.pl](http://water.plum.pl)  
[water@plum.pl](mailto:water@plum.pl)

edition  
1.1b, 27.08.2025



# technical data

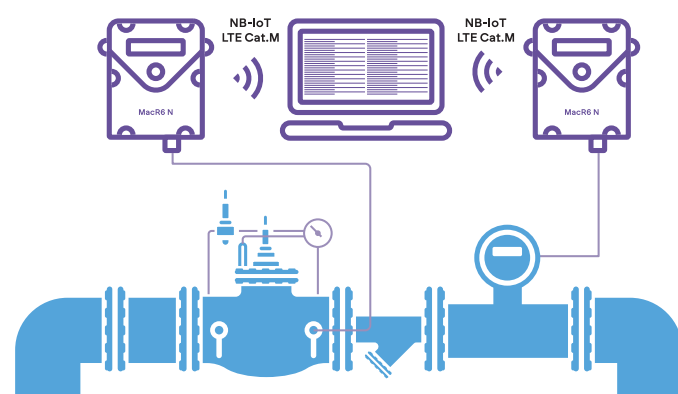
<b>dimensions</b>	114 x 110 x 45 mm
<b>supply</b>	lithium battery with a nominal voltage of 3.6 V, size D according to IEC 60086-1 and a maximum capacity of 14 Ah; battery life: 10 years depending on frequency of synchronization of data to the server
<b>protection level</b>	IP68 in accordance with the requirements of EN 60529
<b>operating temperature</b>	from -25 °C to +50 °C
<b>inputs</b>	<ul style="list-style-type: none"> <li>flood sensor</li> <li>magnetic field sensor</li> <li>2 measurement inputs: voltage 0.5 to 4.5 V</li> <li>4 digital inputs: binary – signaling or counting</li> </ul>
<b>pressure sensor</b>	<ul style="list-style-type: none"> <li>option 1: pressure sensor 0-10 bar (measurement accuracy: 0.5% FS)</li> <li>option 2: pressure sensor 0-26 bar (measurement accuracy: 0.5% FS)</li> </ul> operating temperature: from 0 °C to +30 °C
<b>data registration period</b>	measurement data from 1 to 60 minutes, events with timestamp when event started and ended
<b>reporting frequency</b>	configurable from 1 to 24 times per day, direct report after occurrence of the alarm
<b>data transmission</b>	<ul style="list-style-type: none"> <li>local data readout via mobile device with NFC</li> <li>integrated LTE Cat. M1/ NB IoT/ 2G modem</li> <li>support for transmission protocols: TCP, UDP, HTTP</li> </ul>
<b>clock</b>	built-in clock with time zone adjustment; synchronized with the GSM network operator or NTP time server
<b>accessories</b>	eWebtel - measurement data acquisition system Confit! data loggers - telemetry module configuration application Mac-PW - industrial pressure sensor Mac-HS - hydrostatic liquid level sensor

## application

### forward and reverse

#### flow monitoring

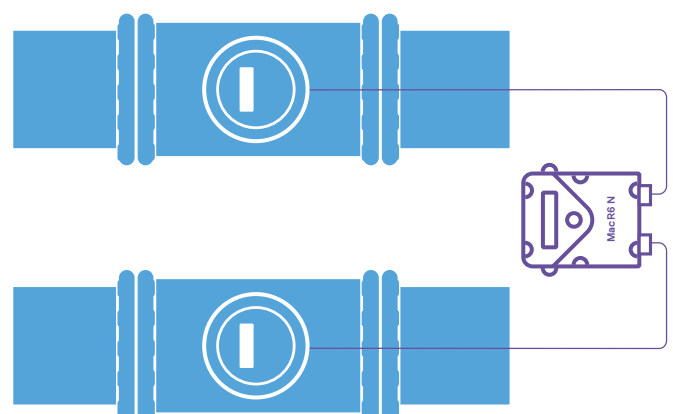
Remote measurement and registration of two way direction flow with data record.



### two

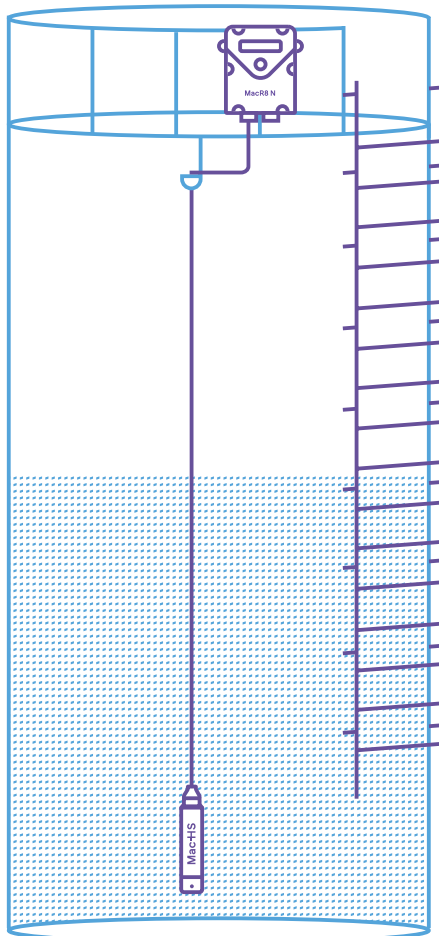
#### water meters

Remote measurement and registration of flow from two water meters.

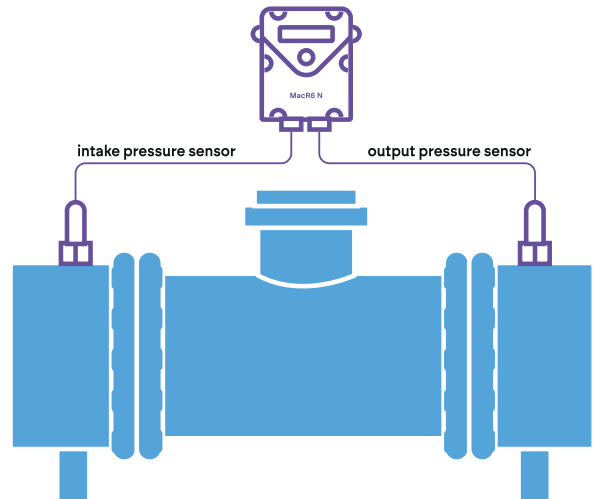


## water level monitoring

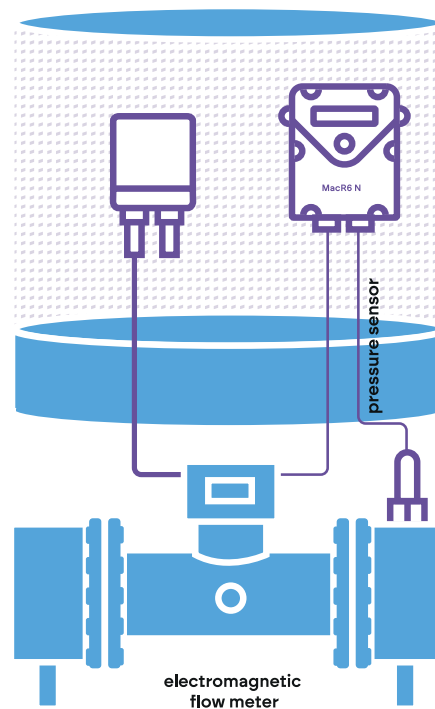
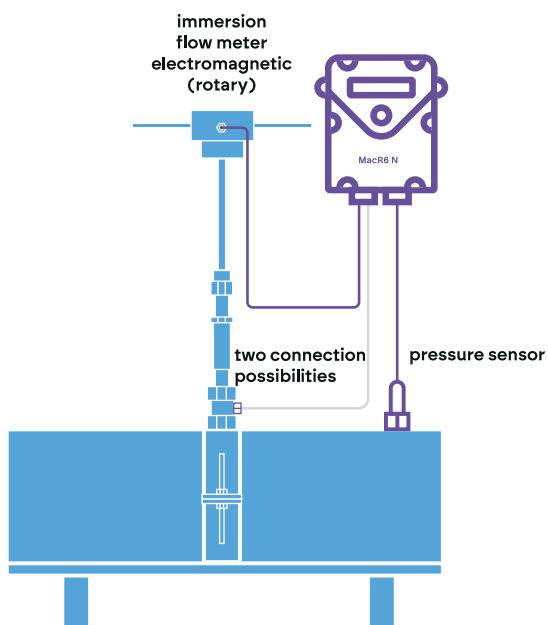
Remote water level monitoring.



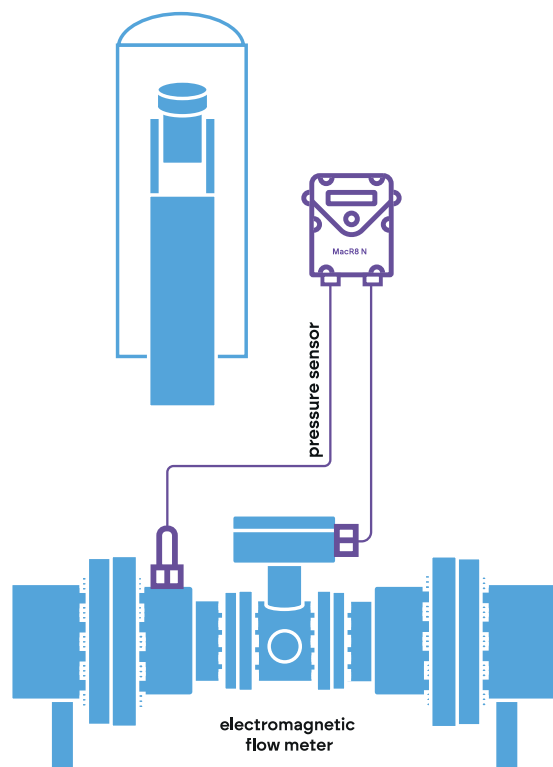
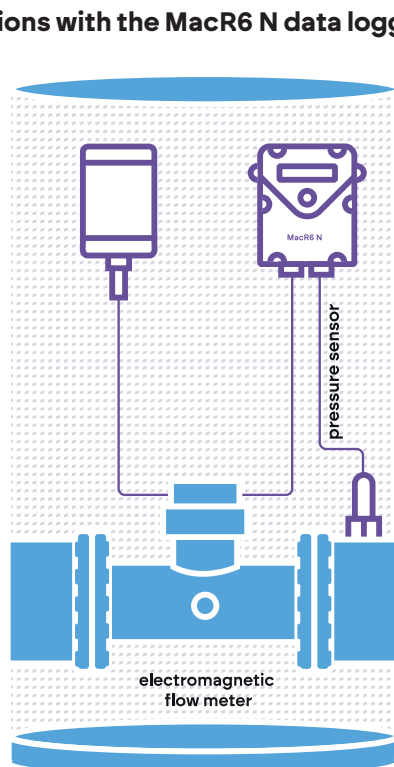
## pressure measurement



## other examples of installations with the MacR6 N data logger



■ other examples  
of installations with the MacR6 N data logger



## benefits of digitising the water utility

- reducing water losses
- increasing the efficiency of work and personnel
- generating more profit
- secure data of critical infrastructure enterprise

## diagram of the equipment

